

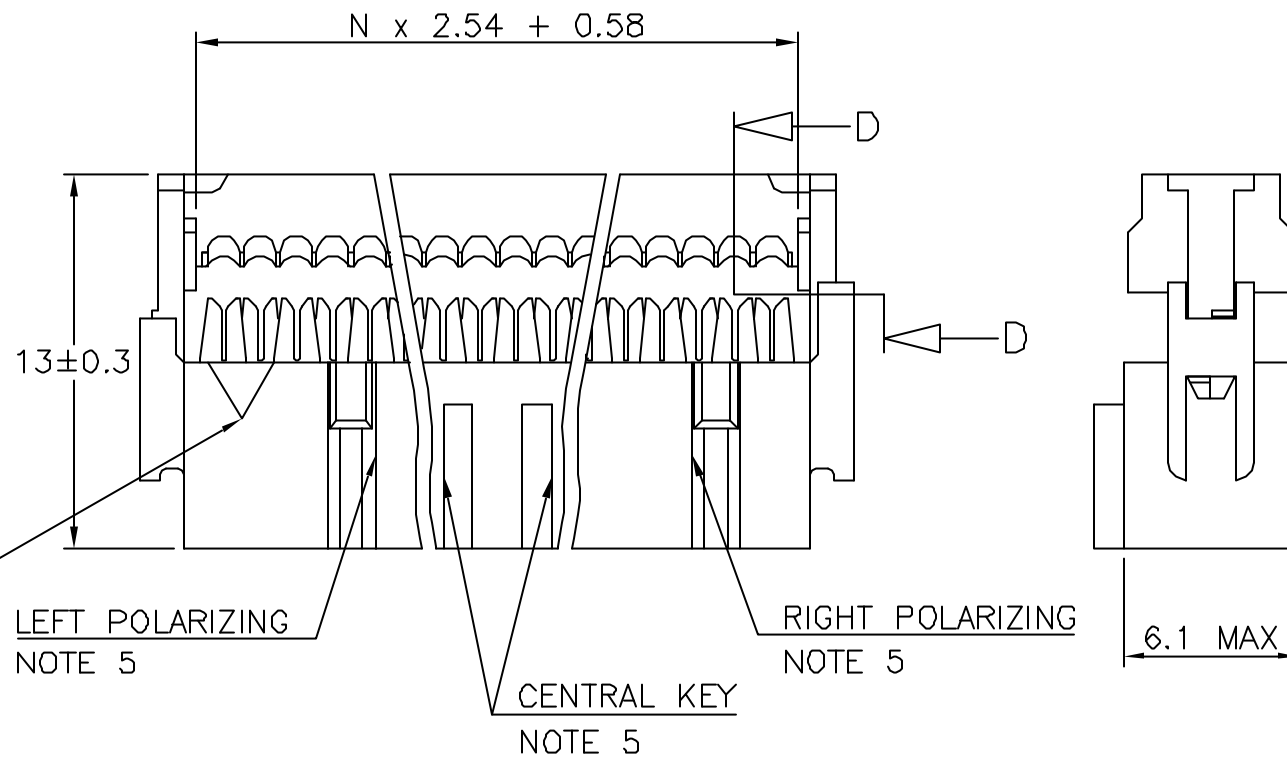
PRODUCT NUMBER

71600-YXXLF

LEAD FREE, SEE NOTE 6

TOTAL NB OF POSITION 04 TO 64  
SEE SHEET 2

OPTIONAL STRAIN RELIEF  
SEE SHEET 2



TRIANGLE INDICATES  
POSITION 1  
NOTE 5

LEFT POLARIZING  
NOTE 5

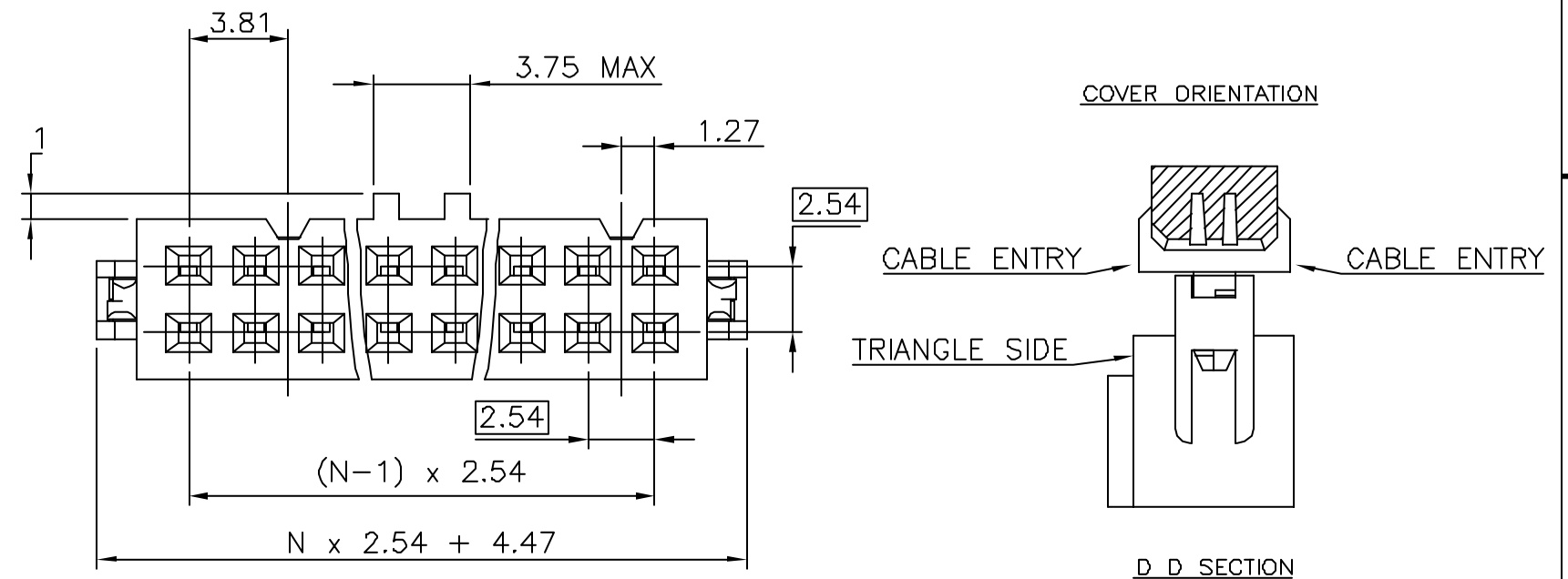
RIGHT POLARIZING  
NOTE 5

CENTRAL KEY  
NOTE 5

6.1 MAX

NOTES:

- 1 - PLASTIC MAT'L : GLASS FILLED HIGH TEMPERATURE THERMOPLASTIC. UL94V-0 COLOR: GREY
- 2 - PIN MATERIAL : PHOSPHOR BRONZE
- 3 - PRODUCT PACKAGED IN TUBES.
- 4 - TO DETERMINE DIMENSIONS :  
N = NUMBER OF POSITIONS  
EXAMPLE : 8 POS  $N \times 2.54 = 20.32\text{mm}$
- 5 - 2x5, 2x6, 2x7 HAVE NO LEFT POLARIZING SLOT.  
- 2x2, 2x3 WITH CENTRAL KEY HAVE NO TRIANGLE, NO LEFT AND RIGHT POLARIZING SLOT.  
- 2x2 WITHOUT CENTRAL KEY HAS NO LEFT AND RIGHT POLARIZING SLOT.  
- 2x3, 2x4 WITHOUT CENTRAL KEY HAVE NO LEFT POLARIZING SLOT  
- 2x4 WITH CENTRAL KEY HAVE NO LEFT AND RIGHT POLARIZING SLOT
- 6 - THIS PRODUCT MEETS EUROPEAN UNION DIRECTIVES AND OTHER COUNTRY REGULATIONS AS PER GS-22-008.  
PACKAGING SPECIFICATION AS PER GS-14-920.



COVER ORIENTATION

CABLE ENTRY

CABLE ENTRY

TRIANGLE SIDE

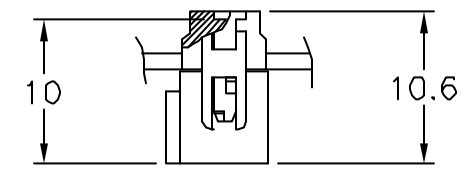
D D SECTION

mat'l. code				surface		tolerance		projection		product family	
SEE NOTES				ISO 1302		ISO 406 ISO 1101		mm		2.54MM IDC	
Ltr	ecn	na	dr	date		tolerances unless otherwise specified		mm		title	
AG	F04-0330	LMU	04.09.01	angles		X.X ±0.3		mm		QUICKIE III FEM	
AH	F05-0109	JCO	05.01.17	Linear		X.XX ±0.13		mm		0.76µm Au	
AJ	F05-0171	LMU	05.04.07			X.XXX ±0.05		scale 5:1		dwg no	
AK	F05-0180	LMU	05.04.22	dr	D.LE	01.01.24	FCJ		sheet 1 of 2		size
AL	F06-0270	LMU	06.09.12	enrg	P.NZ	01.01.24			71600		A3
AM	F06-0274	LMU	06.09.25	chr	JF.N	01.01.24			type		CUSTOMER Drawing
				appd	P.NZ	01.01.24					
sheet index	revision sheet	AM	AE	1	2						

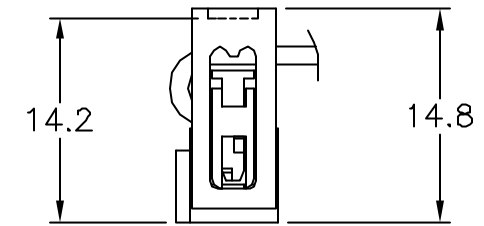
CORE RANGE	
STRAIN RELIEF	Nbr OF POSITIONS
0/1	04
0/1	06
0/1	08
0/1	10
0/1	14
0/1	16
0/1	18
0/1	20
0/1	24
0/1	26
0/1	30
0/1	34
0/1	40
0/1	50
0/1	60
0/1	64
PLATING 0.76µm GOLD ON CONTACT AREA 1.27 µm Ni REMAINDER OF PRODUCT	

CATALOGUE RANGE	
STRAIN RELIEF	Nbr OF POSITIONS
2/6	04
2/6	06
2/6	08
2/6	10
2/6	14
2/6	16
2/6	18
2/6	20
2/6	24
2/6	26
2/6	30
2/6	34
2/6	40
2/6	50
2/6	60
2/6	64
PLATING 0.76µm GOLD ON CONTACT AREA 1.27 µm Ni REMAINDER OF PRODUCT	

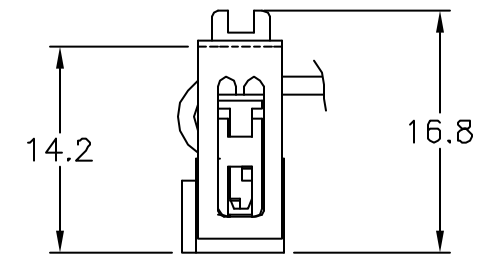
624
304
204 / 224
004
DASHES NOT AVAILABLE



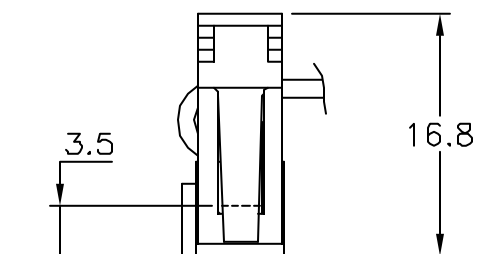
WITHOUT STRAIN RELIEF



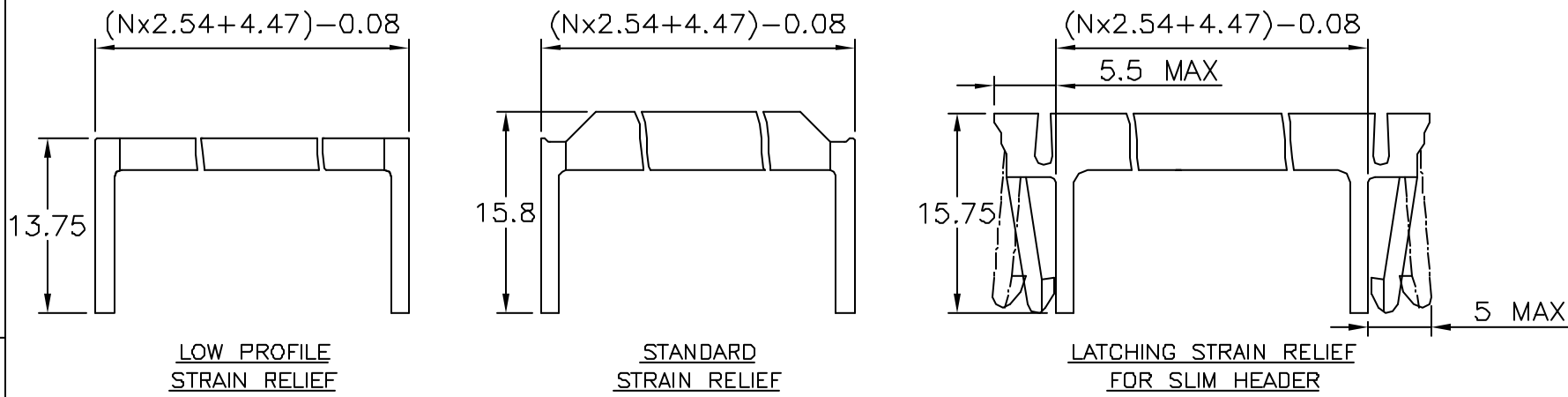
WITH LOW PROFILE STRAIN RELIEF



WITH STANDARD STRAIN RELIEF



WITH LATCHING STRAIN RELIEF



LOW PROFILE STRAIN RELIEF

STANDARD STRAIN RELIEF

LATCHING STRAIN RELIEF FOR SLIM HEADER

71600-6YYLF	●					●
71600-3YYLF		●	●			
71600-2YYLF	●				●	
71600-1YYLF	●			●		
71600-0YYLF	●		●			
PRODUCT NUMBER	WITH	WITHOUT	STANDARD	WITHOUT	LOW PROFILE	LATCHING
	CENTRAL KEY		STRAIN RELIEF			

mat'l. code				surface	tolerance	projection	product family
				ISO 1302	ISO 406 ISO 1101		QUICKIE
ltr	ecn no	dr	date	tolerances unless otherwise specified			title
X	F70666	AAN	97.11.05	angles	Linear	mm	IDC RECEIPT DR
Y	F10121	DLE	01.01.24			scale N/A	
AA	F10199	GCO	01.04.26				
AB	F03019	DLE	03.01.23	dr	D.LE	01.01.24	dwg no
AC	F05-0180	LMU	05.04.22	engr	P.NZ	01.01.24	sheet 2 of - size
AD	F06-0270	LMU	06.09.12	chr	JF.N	01.01.24	71600 A3
AE	F06-0274	LMU	06.09.25	appd	P.NZ	01.01.24	type
sheet index	revision sheet						CUSTOMER Drawing

FCJ	FCJ
-----	-----

FCJ  
FCJconnect.com  
Copyright FCJ